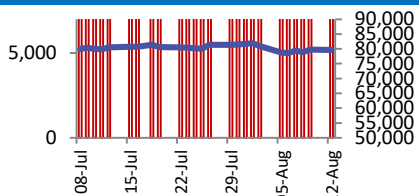
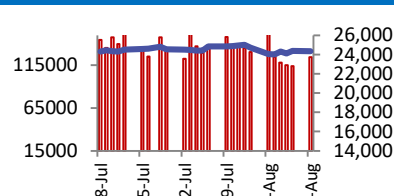


BSE



Open	79330
High	80106
Low	79226
Close	79649
Change	-57
Volume (Lacs)	9346
Turnover (Rs.inCr)	9915

NSE



Open	24320
High	24473
Low	24212
Close	24347
Change	-21
Volume(Lacs)	47832
Turnover(Rs.in Cr)	124307

World Markets	Current	Previous	Pt. Chg	Var(%)
Dow	39357	39498	(141)	-0.4%
Dow Futures	39524	39480	44	0.1%
Nasdaq	16781	16745	35	0.2%
FTSE	8210	8168	42	0.5%
Nikkei	35815	35025	790	2.3%
Hang Seng	17131	17112	19	0.1%
Gift Nifty	24322	24370	(49)	-0.2%
Straits Singapore	3257	3235	21	0.7%
South Korea	2614	2618	(4)	-0.2%
Taiwan	21773	21773	(0)	0.0%
Shanghai	2864	2858	6	0.2%

Commodity Prices	Current	Previous	Pt. Chg	Var(%)
Copper (\$/MT)	9027	8867	160.0	1.8%
Alumin (\$/MT)	2306	2302	4.0	0.2%
Zinc (\$/MT)	2743	2737	6.5	0.2%
Brent Crude (\$/bbl)	81.8	82.3	(0.5)	-0.6%
Gold (\$/Ounce)	2467	2473	(6.3)	-0.3%
Silver (\$/Ounce)	27.8	28.0	(0.2)	-0.6%
Light Crude (\$/bbl)	79.6	80.1	(0.5)	-0.6%
N G (\$/mmbtu)	2.2	2.2	(0.0)	-1.2%
Sugar (\$/MT)	519.4	526.0	(6.6)	-1.3%
Rubber (Rs./kg)	245.0	251.0	(6.0)	-2.4%
Baltic Dry Index	1655	1670	(15.0)	-0.9%

Currency Exchange Rate	Current	Previous	Var(%)
Rs./\$ rate	83.97	83.96	0.02%
Rs./ Euro	91.75	91.68	0.08%
Rs./Chinese Yuan	11.70	11.70	-0.02%
Yen /\$ rate	147.27	147.21	0.04%
\$ US/Euro	1.09	1.09	0.05%

Dollar Index	Current	Previous	Var(%)
Dollar Index	105.26	105.28	-0.02%

Support/ Resistance Levels for Today		
	Nifty	Bank Nifty Fut
Support 1	24270	50470
Support 2	24200	50140
Resistance	24440	51000

Securities in Ban For Trade	
ABCAPITAL	ABFRL
BANDHANBNK	BIOCON
BSOFT	GRANULES
HINDCOPPER	INDIACEM
INDIAMART	LICHSGFIN
MANAPPURAM	PNB
RBLBANK	SAIL
SUNTV	

Market Review

US: Stocks seesawed Monday but managed to maintain the momentum from late last week as investors braced for key inflation data.

Asia: Indices in Asia-Pacific region rose in early trade tracking gains in the Japanese benchmark on weaker yen, while investors await US CPI data, due late Wednesday.

India: The Indian benchmark indices erased some losses to end Monday on a muted note as Infosys Ltd. and HDFC Bank led the gains. The NSE Nifty 50 ended 20.50 points or 0.08%, lower at 24,347, while the S&P BSE Sensex closed 56.99 points or 0.07%, lower at 79,648.92. **Market is expected to open on a flattish note and likely to witness range bound move during the day.**

Global Economy: Australian wages rose at their slowest pace in a year in the June quarter, falling short of expectations, while softer gains in the private sector suggest the labour market was easing. Figures from the Australian Bureau of Statistics on Tuesday showed its wage price index rose 0.8% in the three months ended June, versus 0.9% in the first quarter and the slowest since the June quarter 2023. That compared with market forecasts for a 0.9% rise. Annual pay growth held at 4.1%, but past growth was revised up slightly, which means there will be a marked slowdown in the annual rate in the third quarter. Growth in the private sector rose 0.7% in the quarter, a low last seen in the December quarter in 2021, as the jobless rate ticked up in response to high interest rates.

Australian consumer sentiment improved in early August after the Reserve Bank kept interest rates unchanged and as the effects of recent tax breaks became more apparent, although consumers still remained broadly pessimistic. The Westpac-Melbourne Institute consumer sentiment index rose 2.8% in August, more than expectations for an increase of 0.5% and improving from the 1.1% decline seen in the prior month.

Commodities: Gold prices eased on Tuesday but hovered near a one-week high, while markets awaited a key U.S. inflation data that could provide further insight into the U.S. Federal Reserve's next policy decision.

Oil prices edged lower on Tuesday, breaking a five-day streak of gains, as markets refocused on concerns about demand after OPEC on Monday cut its forecast for demand growth in 2024 due to softer expectations in China.

Currency: The dollar was in limbo on Tuesday as investors waited to see how U.S. economic data affected the chance of outsized rate cuts, while a rally in Japanese stocks helped staunch the bleeding in yen carry trades.

FII Derivative Transactions (Rs. Cr)

Contracts	Purchase		Sell		Net	Open Interest (OI)		OI (Previous day)		Change	
	Contract	Value	Contract	Value		Contract	Value	Contract	Value	Contract	Value
Index Future	42062	2832	49284	3255	(423)	517569	33826	520509	34031	(2940)	(205)
Index Option	32026343	2089906	32055371	2095031	(5125)	5232633	339199	4921081	322088	311552	17111
Stock Future	334508	26623	327794	26116	507	4096813	313580	4124715	315794	(27902)	(2214)
Stock Option	592323	47615	603500	48407	(792)	779148	60525	744183	57698	34965	2827
Total	32995236	2166976	33035949	2172809	(5833)	10626163	747130	10310488	729611	315675	17519

FII All Activity-BBG (Rs Cr)	Buy	Sell	Net
5-Aug-24	19840	23532	(3692)
6-Aug-24	15375	18400	(3025)
7-Aug-24	14971	17813	(2842)
8-Aug-24	18414	17893	522
9-Aug-24	11073	12234	(1161)
Month to date- Aug	113269	125008	(11739)
FII (Prov.) (Rs Cr)	Buy	Sell	Net
6-Aug-24	14389	17921	(3531)
7-Aug-24	14095	17410	(3315)
8-Aug-24	15491	18117	(2627)
9-Aug-24	12455	12048	407
12-Aug-24	13846	18527	(4681)
Month to date-Aug	115045	140086	(25041)
DII (Prov.) (Rs. Cr)	Buy	Sell	Net
6-Aug-24	14423	11065	3357
7-Aug-24	16071	12270	3801
8-Aug-24	11739	11161	577
9-Aug-24	15191	11211	3980
12-Aug-24	13702	9224	4478
Month to date-Aug	125428	97451	27978
FII Debt - BBG (Rs. Cr)	Buy	Sell	Net
5-Aug-24	1801	1469	332
6-Aug-24	901	2911	(2010)
7-Aug-24	2327	347	1980
8-Aug-24	1546	1157	390
9-Aug-24	2057	1183	874
Month to date- Aug	13643	8215	5428

Market Breadth	BSE		NSE	
	No.	%	No.	%
Advance	1899	45%	1291	47%
Decline	2187	52%	1426	51%
Unchanged	99	2%	55	2%

Market Turnover	12-Aug	09-Aug	Var (%)
BSE Cash	9915	8383	18%
NSE Cash	124307	113940	9%
NSE Futures	149220	139599	7%
NSE Options	28965846	10579817	174%
Total (Rs.Cr)	29249289	10841739	170%

Volatility Index	12-Aug	09-Aug
Volatility Index	15.87	15.34

Index PE - TTM	12-Aug	Yr. High	Yr. Low
Sensex	23.4	26.0	21.8
Nifty	22.7	28.8	20.3

Corporate News

JSW Steel To Buy 66.67% Economic Interest In M Res NSW For \$120 Million

JSW Steel Ltd. said on Monday that its board has approved the acquisition of an economic interest of up to 66.67% in M Res NSW, in an investment amounting to \$120 million or Rs 1,007.3 crore. The investment will be made through its wholly owned subsidiary, JSW Steel (Netherlands) B.V., by subscribing to non-voting Class B shares, according to its statement to the exchanges on Monday. The company will further invest an additional \$50 million (Rs 419 crore) in M Res NSW by 2030 to meet its obligations towards deferred consideration, the statement added. The acquisition is to ensure raw material security and cost optimisation. (BQ)

Crisil Ratings To Create Private Entity As Industry Association For ESG Ratings

The board of directors of Crisil ESG Ratings and Analytics Ltd. has approved the formation and subscription of a private company to serve as an industry association for ESG Ratings Service Providers. The firm will be a wholly owned subsidiary of Crisil Ratings Ltd. and a second-level downstream subsidiary of Crisil Ltd., according to an exchange filing on the BSE. (BQ)

Economy

Paddy acreage rises 4.28 pc, cotton area lags in kharif season so far: Govt data

Farmers have increased the area under paddy cultivation by 4.28 per cent to 33.18 million hectares, while cotton acreage declined in the ongoing 2024-25 kharif (summer-sown) crop season, according to government data released on Monday. The agriculture ministry reported that paddy sowing rose to 33.18 million hectares as of August 12, up from 31.82 million hectares in the same period last year. (ET)

Bharatmala Pariyojana Phase-I likely to be completed by 2027-28: MoRTH

The Modi government's flagship Bharatmala Pariyojana Phase-I, which has overshot the expenditure limit, is expected to be completed by 2027-28, the Ministry of Road Transport and Highways (MoRTH) said in its annual report. The ministry, in its annual report 2023-24, said a revised financial proposal for the Bharatmala Pariyojana is under process for approval. (ET)

International

Australia's Orora rejects \$2.25 billion takeover offer from PE firm Lone Star

Australia's Orora Ltd shares spiked more than 15% after it said on Tuesday it had rejected a A\$3.42 billion (\$2.25 billion) takeover offer from U.S. private equity firm Lone Star Fund, claiming the offer materially undervalues the packaging products maker. (Inv)

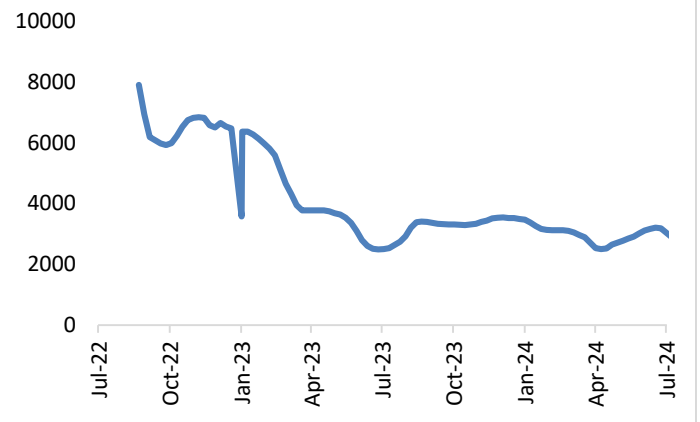
Top 5 Nifty Gainers	12-Aug	09-Aug	Var(%)
ONGC	341	333	2.6%
HEROMOTOCO	5312	5207	2.0%
AXISBANK	1164	1143	1.9%
INFY	1797	1771	1.5%
JSWSTEEL	917	905	1.4%
Top 5 Nifty Losers	12-Aug	09-Aug	Var(%)
NTPC	401	411	-2.4%
ADANI PORTS	1501	1534	-2.1%
DRREDDY	6887	7014	-1.8%
BRITANNIA	5646	5740	-1.6%
SBIN	813	824	-1.4%

BSE Index Watch	Last	1 day	1 wk	1 mth	1 yr
SENSEX	79649	-0.1%	1.1%	-1.1%	21.9%
MIDCAP	47210	0.0%	2.7%	-0.6%	55.1%
SMLCAP	53888	0.5%	3.0%	-0.2%	52.7%
AUTO	57121	-0.2%	2.3%	-0.1%	63.0%
BANKEX	57652	0.3%	1.2%	-4.1%	16.2%
Capital Goods	72564	0.1%	3.0%	-3.2%	67.1%
FMCG	22388	-0.7%	0.8%	3.5%	20.8%
Health Care	41047	-0.1%	2.4%	6.9%	46.8%
IT	39991	0.4%	2.0%	0.4%	28.9%
METAL	31204	0.5%	2.7%	-5.4%	42.6%
Oil & Gas	32069	0.9%	3.3%	3.4%	68.3%
Power	8236	-0.6%	1.2%	2.5%	94.4%
Realty	8090	1.3%	4.3%	-5.2%	90.2%

NSE USD Futures	12-Aug	09-Aug	Var (%)
August Expiry (Rs./\$)	83.56	83.59	0.0%
Sept Expiry (Rs./\$)	83.81	83.56	0.3%
Total Turnover (Rs. Crore)	7530	2186	244%

Sectors	TTM PE
Auto	32.46
Auto Ancillary	51.4
Banking	14.66
Engineering	43.37
Cement	75.75
Diamonds & Jewellery	53.06
Housing Finance	24.63
Infrastructure & Const	33.89
Metals-Aluminium	39.53
Metal – Steel	18.85
Oil Expl.	15.84
Pharma	12.89
Power – Gen. Supp.	44.5
Information Tech.	27.65
Sugar	21.28
Telecom Serv. Prov.	79.03
Tyres	27.84

China Bromine Price (\$/MT) (Source: BBG)



10 year G-Sec Yield	Current	Previous	Change
US	3.90%	3.90%	0 bps
Japan	0.86%	0.85%	1 bps
India	6.88%	6.88%	(0) bps
UK	3.92%	3.95%	(3) bps
Libor 3 Mths	5.37%	5.36%	1 bps

Indian Eco Data	Current	Previous	Var(%)
Forex Reserve (US\$ in bn)	654	652	0.3%
Inflation - WPI	3.36%	2.61%	75 bps
Inflation - CPI	3.54%	5.08%	(154) bps

India GDP	Q4FY24	Q3FY24	Var(%)
Growth	7.76%	8.57%	(81) bps

Monetary Policy	Current	Previous	Change
Repo Rate	6.50%	6.50%	0 bps
Reverse Repo Rate	3.35%	3.35%	0 bps
CRR	4.50%	4.50%	0 bps
O/S Banking System Liquidity (Rs bn)	1463	1464	(1.0)

IIP Growth %	Jun-24	Jun-23	Apr-Feb
IIP	4.2	4.0	5.6
Mining	10.3	7.6	7.6
Manufacturing	2.6	3.5	4.4
Electricity	8.6	4.2	9.2

ADR Price Movement

Company	Price (US\$)	Volume	Previous Day Price	Volume	Variance (%)	No. of Share Per ADR	ADR Price (Rs.)	BSE Price	Variance (%)
Infosys Tech	21.31	11669495	21.30	7794521	0.05%	1	1789.40	1797.40	-0.4%
Wipro	5.76	843765	5.86	1580993	-1.71%	1	483.67	489.05	-1.1%
Dr.Reddy's	82.24	181783	83.95	226962	-2.04%	1	6905.69	6886.55	0.3%
ICICI Bank	27.76	4059787	28.12	4188407	-1.28%	2	1165.50	1172.80	-0.6%
HDFC Bank	60.58	4484751	60.73	3913657	-0.25%	3	1695.63	1660.10	2.1%

GDR's (US\$)

	Prices	Prev. Close	Change	Var %
L&T	42.70	43.00	(0.3)	-0.7%
RIL	69.50	70.00	(0.5)	-0.7%
SBI	96.80	97.80	(1.0)	-1.0%

US Economy Data

	Current	Previous
Inflation (%) (YoY)	3.00%	3.30%
Unemployment (%)	4.30%	4.10%

Interest Rate (%)

	Current	Previous
Fed Rate	5.50%	5.50%

US GDP

	Q1CY24	Q4CY23	Q4CY22
Growth (QoQ Annualized)	2.80%	1.40%	2.60%

China Economy Data

	Current	Previous
GDP	4.70%	5.30%
Inflation – CPI (%)	0.50%	0.20%

Economic Calendar

	Date
Indian GDP Data	30 Aug
Indian Inflation Data CPI	12 Sep
Indian Inflation Data WPI	14 Aug
Indian Monetary Policy	09 Oct
India's Industrial Production (IIP)	12 Sep
US Inflation Data	14 Aug
US GDP	30 Aug
US Unemployment Data	16 Sep
US Fed Rate	18 Sep
China GDP	18 Oct
China Inflation Data	9 Sep

Event Update

Name	Date	Purpose
Committed Cargo Care Ltd.	13-08-2024	Dividend
EIH Associated Hotels Ltd.	13-08-2024	Rs.6.00 per share(60%)Final Dividend
Hindcon Chemicals Ltd.	13-08-2024	Dividend & Meeting
Holmarc Opto-Mechatronics Ltd.	13-08-2024	Dividend
Integrated Industries Ltd.	13-08-2024	A.G.M.
Lloyds Metals & Energy Ltd.	13-08-2024	Rs.1.00 per share(100%)Final Dividend
Milkfood Ltd.	13-08-2024	Stock Split from Rs.10 to Rs.5
Navneet Education Ltd.	13-08-2024	Buy Back of Shares
Orient Green Power Company Ltd.	13-08-2024	Right Issue of Equity Shares
Sigma Solve Ltd.	13-08-2024	Rs.0.50 per share(5%)Final Dividend
The Great Eastern Shipping Company Ltd.	13-08-2024	Rs.9.00 per share(90%)Interim Dividend
H.G. Infra Engineering Ltd.	14-08-2024	Rs.1.50 per share(15%)Final Dividend
Jindal Drilling & Industries Ltd.	14-08-2024	Rs.0.50 per share(10%)Final Dividend
Maharashtra Seamless Ltd.	14-08-2024	Rs.10.00 per share(200%)Dividend
Railtel Corporation Of India Ltd.	14-08-2024	Rs.1.85 per share(18.5%)Final Dividend
Saurashtra Cement Ltd.	14-08-2024	Rs.1.00 per share(10%)Final Dividend
Sprayking Ltd.	14-08-2024	Bonus issue
TTK Prestige Ltd.	14-08-2024	Buy Back of Shares
Walpar Nutritions Ltd.	14-08-2024	Bonus
Astral Ltd.	16-08-2024	Rs.2.25 per share(225%)Final Dividend
Bata India Ltd.	16-08-2024	Rs.10.00 per share(200%)Interim Dividend
Bharti Hexacom Ltd.	16-08-2024	Rs.4.00 per share(80%)Dividend
Capital Small Finance Bank Ltd.	16-08-2024	Rs.1.20 per share(12%)Final Dividend

Bulk Deal As On 12/08/24

BSE

Security Code	Security Name	Client Name	Deal	Quantity	Price
538351	AFEL	CHETANBHAIRUGNATHBHAIMATHOLIYA	S	82200	18.6
538351	AFEL	SHAILESH KANJIBHAI DHAMELIYA	S	90000	18.6
531300	AMITINT	KAVITA MAYANK VARIA	S	500000	4.07
531300	AMITINT	NEXPACT LIMITED	B	500000	4.07
540135	ARCFIN	ASHA NEWATIA	B	4384999	1.13
542176	ARYAN	JAIN GRANITES AND PROJECTS INDIA LIMITED	S	19942	16.89
539662	BFLAFL	HIREN PRAMODBHAI KOTHARI	S	190194	20.54
539662	BFLAFL	PANKAJBAFNA	B	100000	20.54
539662	BFLAFL	SANDESH KHANDELWAL	S	50000	20.54
539662	BFLAFL	SANDESH KHANDELWAL	B	60000	20.54
511664	BGIL	SURYABHAN SINGH	S	65236	5.7
530249	BRIDGESE	AALAYAM FOUNDATION PRIVATE LIMITED	B	241540	3.88
530249	BRIDGESE	UMA MAHESWARI	B	200000	3.88
540023	COLORCHIPS	RAVIKAANTH PORTFOLIO SERVICES PRIVATE LIMITED	S	3900000	15.6
540023	COLORCHIPS	SUSIRA HOLDINGS PRIVATE LIMITED	B	3842263	15.6
534691	COMCL	PANKAJBAFNA	B	100000	32.78
539770	DARJEELING	MANOJ KUMAR KANDA	B	18597	7.32
539559	DDIL	JAI KUMAR BAID	B	379645	6.81
540190	FRANKLININD	DEVEN	S	1576844	3.57
531913	GOPAIST	SHIV RATAN TOSHNIWAL	S	35221	8.8
531913	GOPAIST	VIJAYKUMAR JAYANTILAL THAKKAR	B	66280	8.71
542332	HIKLASS	JAYESH G KUWADIA	S	200000	5.9
542332	HIKLASS	MANGALSUDHA VINIMAY PRIVATE LIMITED	B	200000	5.9
519574	HINDUST	ARCHANA KAPUR	S	34222	41.61
543286	JETMALL	SHAILESH PRABHAKAR DALVI	B	60000	11
543286	JETMALL	SHRENA KALPESH SHAH	S	60000	11
538834	JMJFIN	PANDATH UNNIKRISHNAN ANJU	S	87000	25.35
538834	JMJFIN	VALAPARAMBIL VENUGOPALAN NITHU	S	64003	25.05
535730	KHOBSURAT	MULTIPLIER SHARE & STOCK ADVISORS PRIVATE LIMITED	S	4757036	1.34
535730	KHOBSURAT	VISAGAR FINANCIAL SERVICES LIMITED	S	4300000	1.29
544221	KIZI	VISHAL KUMAR GOREKAMLE	S	126000	22.53
540243	NEWLIGHT	RAJAT GUPTA	B	50000	47.57
530219	NUTRICIRCLE	PURV DIPAKKUMAR PATEL	B	1656	262.02
530219	NUTRICIRCLE	SESHAGIRI RAO APPASANI	S	1585	260.53
531496	OMKAR	ARTIBEN JAGDISHBHAI AKHANI	S	25800	5.19
531496	OMKAR	N L RUNGTA (HUF)	B	30100	5.19
531496	OMKAR	POOJA HAREET SHUKLA	B	119930	5.19
531496	OMKAR	RAJESHKUMAR AMRUTLAL AKHANI	S	43324	5.19
531496	OMKAR	S J INFRATECH PRIVATE LIMITED .	S	95335	5.19
531496	OMKAR	VINODKUMAR MAHENDRAKUMAR AGARWAL	S	40000	5.19
530565	POPEES	MULTIPLIER SHARE & STOCK ADVISORS PRIVATE LIMITED	S	46203	155
530565	POPEES	PRADEEP KUMAR MACHINGAL GOVINDAN	B	35000	155
536659	PVVFRA	GKML SOFTWARE TECHNOLOGIES PRIVATE LIMITED	S	191648	15.54
536659	PVVFRA	MANI SOFTWARE TECHNOLOGIES PVT LTD	S	352358	15.54
536659	PVVFRA	PNRK AND SONS LLP	S	200000	15.54
539760	RELICAB	EMERALD COMMERCIAL LIMITED	S	242189	136.27
539760	RELICAB	SANJIB KUMAR PATWARI	B	100000	135.88
539760	RELICAB	SANJIB KUMAR PATWARI HUF	B	100000	135.48
526861	RISHILASE	BHARATH CHAMPALAL JAIN	B	50000	154.85

532713	SAKUMA	HRTI PRIVATE LIMITED	S	2302595	9.19
532713	SAKUMA	HRTI PRIVATE LIMITED	B	1061617	9.06
532163	SAREGAMA	AMANSA HOLDINGS PRIVATE LIMITED	B	1515251	480
532163	SAREGAMA	HILL FORT INDIA FUND LP	S	2038933	480.1
539921	SEIL	LEGENDS GLOBAL OPPORTUNITIES (SINGAPORE) PTE. LTD.	B	670000	150.05
539921	SEIL	LGOF GLOBAL OPPORTUNITIES LIMITED	S	670000	150.05
543391	SGFRL	EMERALD COMMERCIAL LIMITED	S	150000	136.69
543970	SHOORA	BHANSALI VALUE CREATIONS PRIVATE LIMITED	B	9000	64.9
519242	SRDAPRT	PREETI BHAUKA	B	25800	97.9
539217	SRESTHA	SYLPH TECHNOLOGIES LIMITED	S	5408254	2.02
539217	SRESTHA	SYLPH TECHNOLOGIES LIMITED	B	2021029	2.07
538733	STARLIT	RONAK ANILKUMAR	B	75000	5.03
539040	TTIL	PARAG COMMOALES	S	258570	31.02
543623	VEDANTASSET	NAVJOTSINGHBRAR	B	45000	56.57
543623	VEDANTASSET	RITESH KUMAR	S	15000	57.6
531025	VISAGAR	DEVARAJBACKIARAJ	B	2948287	0.92
531025	VISAGAR	DEVEN	B	3000000	0.91
524661	WELCURE	MANOJ KUMAR KANDA	B	75000	7.33

NSE

Security Code	Security Name	Client Name	Deal	Quantity	Price
AKG	AKG Exim Limited	MLH VENTURES LLP	SELL	900000	22.94
AKG	AKG Exim Limited	OBEROI SATINDERSINGH MANMOHANSINGH	BUY	500000	22.92
AKG	AKG Exim Limited	VOYAGE CARS INDIA PRIVATE LIKITED	BUY	315000	22.97
AKSHAR	Akshar Spintex Limited	MAKVANA MITESH	SELL	5300000	2.22
AKSHAR	Akshar Spintex Limited	SANJAYBHAIBHAGWANBHAJALODRA	SELL	4200000	2.22
BULKCORP	Bulkcorp International L	DISHA RESOURCES LIMITED	SELL	87600	127.27
BULKCORP	Bulkcorp International L	EASY INVESTOLOGY PRIVATE LIMITED	BUY	55200	127.13
DHARIWAL	Dhariwalcorp Limited	ISHAAN TRADEFIN LLP	SELL	123600	134.55
DHARIWAL	Dhariwalcorp Limited	JIGNESH AMRUTLAL THOBHANI	BUY	75600	135.32
GTL	GTL Limited	TATHAGOTA BARMAN	SELL	790612	13.89
LRRPL	Lead Rec And Rub Prod Ltc	RAKESH AGRAWAL	BUY	78000	54.99
MAITREYA	Maitreya Medicare Limited	SOUTH GUJARAT SHARES & SHARE BROKERS LIMITED	BUY	44800	180.1
MIEL	Manglam Infra & Eng Ltd	MANSI SHARE AND STOCK ADVISORS PVT LTD	BUY	150000	86.6
MIEL	Manglam Infra & Eng Ltd	SAHASTRAA ADVISORS PRIVATE LIMITED	SELL	338000	87.19
MIEL	Manglam Infra & Eng Ltd	UBS PRINCIPAL CAPITAL ASIA LIMITED	BUY	92000	88.34
NIRMAN-RE	Nirman Agri Genetics Ltd-	KAUTIK NOTWANI	BUY	10712	144.6
RACE	Race Eco Chain Limited	INDIA EQUITY FUND 1	BUY	100000	401
RAJINDLTD	Rajputana Industries Ltd	CAMELLIA TRADEX PRIVATE LIMITED	SELL	474000	91.99
RAJINDLTD	Rajputana Industries Ltd	GROWTH SECURITIES PRIVATE LIMITED	SELL	195000	92
RAJINDLTD	Rajputana Industries Ltd	SELVAMURTHY AKILANDESWARI	BUY	123000	91.52
RAJINDLTD	Rajputana Industries Ltd	STATSOL RESEARCH LLP	SELL	795000	92
SATECH	S A Tech Software India L	SUDH INVESTMENTS PVT. LTD	SELL	88000	115.81
SAKUMA	Sakuma Ex ports Limited	BHARTULA VJK SHARMA	SELL	2000000	9.24
SAKUMA	Sakuma Ex ports Limited	CHANDURKAR INVESTMENTS PVT LTD	SELL	2000000	9.07
SAKUMA	Sakuma Ex ports Limited	FINDOC INVESTMART PRIVATE LIMITED	SELL	1900000	9.03
SATIPOLY	Sati Poly Plast Limited	MANSI SHARE AND STOCK ADVISORS PVT LTD	SELL	68000	241.23
SMSLIFE	SMS Lifesciences (I) Ltd	SAIBABU BANDLA	SELL	20000	1356.2
TROM	Trom Industries Limited	MANSI SHARE AND STOCK ADVISORS PVT LTD	SELL	135600	242.1
TROM	Trom Industries Limited	MULTIPLIER SHARE & STOCK ADVISORS PRIVATE LIMITED	SELL	80400	242.95
TRU	TruCap Finance Limited	OSC GLOBAL PROCESSING PRIVATE LIMITED	SELL	1267318	46.33
UNIVAFOODS	Univa Foods Limited	SHAH KIRTI HARSHAD HUF	SELL	131989	8.38
UNIVAFOODS	Univa Foods Limited	UDAY RAMESH SHAH	BUY	84079	8.38
WALPAR	Walpar Nutritions Limited	SEJAL KALPESH LADHAWALA	SELL	68000	130.5
WALPAR	Walpar Nutritions Limited	SHRI BAJRANGBALI ASHOK CONSTRUCTION PRIVATE LIMITED	BUY	100000	130.5
WALPAR	Walpar Nutritions Limited	TANMAYKUMAR ASHWINBHAI SHAH	SELL	35000	130.5

Disclosure:

Research Reports that are published by Nirmal Bang Securities Private Limited (hereinafter referred to as "NBSPL") are for private circulation only. NBSPL is a registered Research Analyst under SEBI (Research Analyst) Regulations, 2014 having Registration no. INH000001766. NBSPL is also a registered Stock Broker with National Stock Exchange of India Limited, BSE Limited, Metropolitan Stock Exchange of India Limited, Multi Commodity Exchange of India Limited and , National Commodity and Derivative Exchange Limited in Capital Market , Equity and Commodities derivatives segments and Currency Derivatives Segment .

NBSPL has other business divisions with independent research teams separated by Chinese walls, and therefore may, at times, have different or contrary views on stocks and markets.

NBSPL or its associates have not been debarred / suspended by SEBI or any other regulatory authority for accessing / dealing in securities Market since last 20 years. NBSPL, its associates or analyst or his relatives do not hold any financial interest (Except Investment) in the subject company. NBSPL or its associates or Analyst do not have any conflict or material conflict of interest at the time of publication of the research report with the subject company. NBSPL or its associates or Analyst or his relatives may or may not hold beneficial ownership of 1% or more in the subject company at the end of the month immediately preceding the date of publication of this research report.

NBSPL or its associates / analyst has not received any compensation / managed or co-managed public offering of securities of the company covered by Analyst during the past twelve months. NBSPL or its associates have not received any compensation or other benefits from the company covered by Analyst or third party in connection with the research report. Analyst has not served as an officer, director or employee of Subject Company. NBSPL / analyst has not been engaged in market making activity of the subject company.

Analyst Certification: The research analysts and authors of these reports, hereby certify that the views expressed in this research report accurately reflects my/our personal views about the subject securities, issuers, products, sectors or industries. It is also certified that no part of the compensation of the analyst(s) was, is, or will be directly or indirectly related to the inclusion of specific recommendations or views in this research. The analyst(s) principally responsible for the preparation of this research report and has taken reasonable care to achieve and maintain independence and objectivity in making any recommendations.

Disclaimer:

The Research Report is for the personal information of the authorized recipient and does not construe to be any investment, legal or taxation advice. NBSPL is not soliciting any action based upon it. Nothing in the research report shall be construed as a solicitation to buy or sell any security or product, or to engage in or refrain from engaging in any such transaction. In preparing the research report, we did not take into account the investment objectives, financial situation and particular needs of the reader.

The research report has been prepared for the general use of the clients of NBSPL and must not be copied, either in whole or in part, or distributed or redistributed to any other person in any form. If you are not the intended recipient you must not use or disclose the information in the research report in any way. Though disseminated to all the customers simultaneously, not all customers may receive the research report at the same time. NBSPL will not treat recipients as customers by virtue of their receiving the research report. The research report is not directed or intended for distribution to or use by any person or entity resident in a state, country or any jurisdiction, where such distribution, publication, availability or use would be contrary to law, regulation or which would subject NBSPL & its group companies to registration or licensing requirements within such jurisdictions.

The report is based on the information obtained from sources believed to be reliable, but we do not make any representation or warranty that it is accurate, complete or up-to-date and it should not be relied upon as such. We accept no obligation to correct or update the information or opinions in it. NBSPL or any of its affiliates or employees shall not be in any way responsible for any loss or damage that may arise to any person from any inadvertent error in the information contained in the research report. NBSPL or any of its affiliates or employees do not provide, at any time, any express or implied warranty of any kind, regarding any matter pertaining to this report, including without limitation the implied warranties of merchantability, fitness for a particular purpose, and non-infringement. The recipients of the research report should rely on their own investigations.

This information is subject to change without any prior notice. NBSPL reserves its absolute discretion and right to make or refrain from making modifications and alterations to this statement from time to time. Nevertheless, NBSPL is committed to providing independent and transparent recommendations to its clients, and would be happy to provide information in response to specific client queries.

Before making an investment decision on the basis of research report, the reader needs to consider, with or without the assistance of an adviser, whether the advice is appropriate in light of their particular investment needs, objectives and financial circumstances. There are risks involved in securities trading. The price of securities can and does fluctuate, and an individual security may even become valueless. International investors are reminded of the additional risks inherent in international investments, such as currency fluctuations and international stock market or economic conditions, which may adversely affect the value of the investment. Opinions expressed are subject to change without any notice. Neither the company nor the director or the employees of NBSPL accept any liability whatsoever for any direct, indirect, consequential or other loss arising from any use of the research report and/or further communication in relation to the research report. Here it may be noted that neither NBSPL, nor its directors, employees, agents or representatives shall be liable for any damages whether direct or indirect, incidental, special or consequential including lost revenue or lost profit that may arise from or in connection with the use of the information contained in the research report.

Copyright of this document vests exclusively with NBSPL.

Our reports are also available on our website

Registration granted by SEBI and certification from NISM in no way guarantee performance of NBSPL or provide any assurance of returns to investors.

Nirmal Bang Research (Division of Nirmal Bang Securities Pvt. Ltd.)

B-2, 301/302, Marathon Innova,
Opp. Peninsula Corporate Park
Off. Ganpatrao Kadam Marg
Lower Parel(W), Mumbai-400013
Board No. : 91 22 6723 8000/8001
Fax. : 022 6723 8010